Anleitung für eine genähte Schultüte

Anleitung № 1360

Schwierigkeitsgrad: Fortgeschritten

Arbeitszeit: 1 Stunde 30 Minuten

Diese Schultüte wird genäht! So wird die Einschulung zum unvergesslichen Ergebnis. Auf die Schultüte können Sie Tafelstoff vernähen oder den Namen des Kindes aufsticken sowie auch ein Motv applizieren. Und das Beste: Nach der Einschulung verwandelt sich die Schultüte in ein tolles Kuschelkissen!

Emil










Filz
Tafelstoff
14cm
12cm
18cm
16cm

















Emil

Baumwoll-Stoff "Sterne Pastell", Natur

8,99 €

(1 m2 = 6,20 €)

Artikeldetails

Anzahl:

0.2

In den Warenkorb