




Colourful planter box



Instructions No. 2831

Difficulty: Beginner

Working time: 2 Hours

Create a colourful planter box for your favourite flowers with little effort and products. The wooden box was simply designed with various edding acrylic markers, then lined with foil and planted with pretty flowers. A great idea for the summer!







[New instructions](#)

Straight to your inbox every week

[Register
now](#)

Article information:

Article number	Article name	Qty
14984	edding 5100 Acrylic "Acrylic marker - Pastel", Medium, set of 5	1
14973	edding 5400 Acrylic "Acrylic 3D - Double Liner"Traffic white	1
14967	edding 5400 Acrylic "Acrylic 3D - Double Liner"Telemagenta	1
14981	edding 5400 Acrylic "Acrylic 3D - Double Liner"Noble Mauve	1
14906	edding 5000 Acrylic "Acrylic marker - Wide"Mild-Mint	1
14896	edding 5000 Acrylic "Acrylic marker - Wide"Berry	1
14904	edding 5000 Acrylic "Acrylic marker - Wide"Anthracite	1
14916	edding 5100 Acrylic "Acrylic marker - Medium"Moss Green	1
560566	Graphite paper	1
15773	VBS wooden boxes with handle	1