

# Kleine Eule mit Perlen

Instructions No. 667



A nice handicraft work for owl fans: The small, cute owl gets a fancy look with strung beads and the matching colour design.

## And this is how it works

Nudge the different colours onto the owl with the small nudge brush so that the colour fields interlock. Emphasize the edges in black.




Design the eyes with black and white Handicraft paint .










Thread a piece of wire about 1 m long through the holes of the owl, threading individual beads from time to time.

Tip: Thread the wire a second time through the beads for a better grip.

Twist the wire ends together.

## Empfehlungen

3,29 € 	3,29 € 	3,29 € 
--	--	--

1	Add to shopping cart 	1	Add to shopping cart 	1	Add to shopping cart 
					
<b>2,20 €</b>		<b>4,99 €</b>		<b>1,99 €</b>	
1	Add to shopping cart 	1	Add to shopping cart 	1	Add to shopping cart 

### Article information:

Article number	Article name	Qty
560085-57	VBS Craft paint, 50 mlMoss Green	1
560085-60	VBS Craft paint, 50 mlBrown	1
560085-80	VBS Craft paint, 50 mlWhite	1
671620-60	Enamelled copper wireBrown	1
642279-90	Pearl BoxMulti-Color	1
120708	Painting sponge "Stippling Brush", set of 3	1