

Make a mobile: Instructions

Instructions No. 3362

Difficulty: Beginner 🍴🍴🍴🍴

Working time: 2 Hours 30 Minutes




Whether for a **christening**, birth or birthday - **mobiles** are always a wonderful gift for **babies** and toddlers. Placed above the crib or as a little companion in the baby carriage, they fascinate with their colorful mobile pendants, which move by themselves and thus always attract the baby's attention. Would you like to make such a lovingly designed decorative element yourself? Then you've come to the right place!

In this article, we'll show you how to make a cute **mobile with sea creatures**. The templates are of course also available to download for free - from us to you.

Step-by-step instructions: Your own mobile with sea creatures



Step 1: Assemble the mobile cross

The first step is to assemble the mobile cross. The individual parts are **glued** together with **wood glue**. Place a ball at each end of the sticks. If you like, you can paint the mobile cross beforehand.



Step 2: Create templates

Now we make the cute sea creatures that will later become the mobile pendants. You can simply download and print out the templates for the octopus, crab, whale and starfish . Cut out the templates and use them as stencils. For the drops, you can simply draw the templates freehand. If you like, you can also cut out the templates on thicker cardboard or firmer Paper , then they are more stable.



Step 3: Draw and cut out the sea creatures

Place the **templates** you have made on the felt and draw each animal twice. We use pale pink for the starfish , light blue for the whale, light orange for the crab and lilac for the octopus.



Make additional drops of water in different shapes and sizes to balance out the mobile. We make the drops from turquoise and blue felt , also in two parts.




When you have finished tracing and cutting out, you should have duplicates of each animal and each drop. Don't forget the legs and fins for the crab and whale.



Step 4: Decorate

It is easier to attach the **decorations** and faces before sewing the two halves of each animal together. Each sea creature is given two eyes made from beads or sequins (optionally also on both sides). You can sew or draw a mouth on using black thread or a black pen. Use sequins for small accents to make the mobile sparkle even more beautifully in the light.



Decorate each pendant accordingly: the octopus gets a sequin on each tentacle, the whale is decorated with blue sequins on the edges of the fins. When sewing on, make sure that the sewing thread matches the color of the sequins.



Step 5: Sew the sea creatures together and fill

Once you have decorated everything, sew the two parts of each pendant together at the edges. Leave a small

opening to fill the pendants with wadding. It is best to use a larger part of the animals (not the tentacles, for example) to fill the absorbent cotton. A cutlery handle can be helpful here.





If the pendants consist of several parts, such as the whale or crab, sew everything together individually and then attach it.



Step 6: Attach the sea animals to the mobile cross

The last step is to attach the pendants to the mobile cross. Thread a thread through each animal and attach it to

the wooden stick. You can also connect several drops or animals together to make the mobile particularly creative. Test until the mobile hangs straight.



Have fun making, sewing and giving as a gift - from us to you! ♥

Ready to make your own wonderful mobile? Visit our online store and find everything you need for your creative project. From felt to beads and a mobile cross - we have everything in stock for you. Get creative and make the little ones happy!

Must Have



VBS Craft felt assortment "22 colours"

Content: 44 pieces
Length: 30 cm
Width: 20 cm
Material: Felt

● **9,95 €**

[Item details](#)

Quantity:

Add to cart 



New instructions

Straight to your inbox every week

register now >

Article information:

Article number	Article name	Qty
22723	VBS Craft felt assortment "22 colours"	1
661270	Mobilé cross, 6 arms	1
649322	VBS Sequins- Set, 7 colours	1
640541-80	Wooden beads, Ø 4 mm, about 165 piecesBlack	1
392822	VBS Sewing thread set, 39 parts	1
232395	Sewing needles extra long, set of 6	1
232487	VBS Fill wadding, white, 300 g	1