

# Make your own summer party garland from monstera leaves

Instructions No. 3324

Difficulty: Beginner 🍴🍴🍴🍴

Working time: 1 hour 30 Minutes

Imagine embellishing your summer party with beautiful garlands that you have made yourself. With our step-by-step instructions, you can conjure up a beautiful garland of monstera leaves and flowers in no time at all. The garland is not only only a real eye-catcher, it also brings a tropical flair to your garden or living room. Let's get creative together!




Prepare the individual parts



Start by preparing the leaves for your garland. Take green coloured paper and draw the outlines of the monstera leaves on it either freehand or using a stencil . Cut them out carefully.

To give the leaves more life, you can decorate them with a POSCA marker or colored pencils. For a nice contrast, cut out some flowers from the white coloured paper that match the size of your leaves. You can also decorate these with markers to give them that certain something.



### **Assemble the garland**

Now use hot glue or handcraft glue to attach the prepared leaves evenly to the jute yarn. Make sure you leave enough space at both ends so that you can easily hang the garland up later.

Before you glue on the leaves that are not made of Paper , remove the stems with a side cutter. Once the hot glue has dried and set, turn the garland over and decorate the front further with the flowers and monstera sprinkles. Be careful that the garland does not stick to your work surface.


Now that your garland is finished, find a nice place to hang it. It is guaranteed to catch everyone's eye and provide a summery accent.

Have fun making and designing your very own summer party garland!

Must Have

Coloured paper, Light green

● **0,65 €** (1 m2 = 1,86 €)


 [Item details](#)

Quantity:   

**Add to cart** 

Coloured paper, Fir Green

● **0,65 €** (1 m2 = 1,86 €)

 [Item details](#)

Quantity:   

**Add to cart** 



## New instructions

Straight to your inbox every week

register now >

Article information:

<b>Article number</b>	<b>Article name</b>	<b>Qty</b>
706667-51	Coloured paperLight green	1
706667-58	Coloured paperFir Green	1
706667-00	Coloured paperWhite	1
460132	VBS Jute ribbon, 3 mm	1
567725-07	POSCA Marker PC-1MCBlack	1
118224	VBS Handicraft glue265 g	1
21904	VBS Scissors "Soft-Grip", set of 2	1