

# Royal Style - Schmucktruhe

Instructions No. 212



Gestaltet vom  
**DIY Bastel-Ideen**  
Kreativ-Team

**Very British - luxuriant rose patterns and much are Gold the striking features of the hip "Royal Style". To recreate them, you need rose Napkins motifs or ornaments, white and gold (e.g. Hobby Handicraft paint Color), as well as gold leaf for the shiny accents.**

So stylishly designed, the small wooden chest is the perfect place for your personal crown jewels and everything that is dear to you. The different napkin motives fit together wonderfully and join to a harmonious overall picture.

## Recommendations

**3,59 €**

1 [Add to cart](#)


**4,19 €**

1 [Add to cart](#)


**8,99 €**

1 [Add to cart](#)


**5,49 €**


1 Add to cart 

**5,49 €**


1 Add to cart 

**7,99 €**

1 Add to cart 



**12,95 €**

1 Add to cart 

Article information:

Article number	Article name	Qty
27541	VBS Napkin varnish "Glossy"100 ml	1
120340	VBS Napkin brush/Decoupage brush	1
570183-01	VBS Leaf metal, 40 sheetsGold coloured	1
570022	KREUL Gold leaf priming milk, 50 ml	1
570046	KREUL Coating varnish for leaf metal, 50 ml	1
542708-05	Staz-On Stamp padNougat	1
667555	VBS Round lid chest	1