

Schlitten mit Décopatch-Technik

Instructions No. 417




This sturdy sled is perfect for creating with Décopatch papers and the small packages are a great addition to this pretty Christmas decoration. Different papers in frosty colours are combined to new patterns. The motto is: Allowed is what pleases.


Extra tip





Décopatch I can-Paper either stick on the whole surface or put together small parts to a new pattern. For this I take up the torn pieces with the brush and place them at the suitable place. This is very easy and makes a lot of fun.


Recommendations


7,40 € 


1 Add to cart 


3,49 € 


1 Add to cart 


3,59 € 


1 Add to cart 


4,19 € 


1 Add to cart 


24,59 € 

1 Add to cart 

3,99 € 

1 Add to cart 

3,79 € 

1 Add to cart 

Article information:

| Article number | Article name | Qty |
|----------------|---------------------------------------|-----|
| 739276 | Paperpatch glue, 180g | 1 |
| 27869 | VBS Decorative snow100 ml | 1 |
| 111065 | VBS Handicraft glue | 1 |
| 120340 | VBS Napkin brush/Decoupage brush | 1 |
| 132770 | Professional - Scissors "Finny Alpha" | 1 |
| 132824 | Hobby scalpel | 1 |
| 661140 | VBS Wooden sticks "Nature" | 1 |